

Speedflow Accessories

Unvented Water Heater

5, 10 and 15 litre

Depending on the details of the Speedflow installation additional accessories may be needed to comply with the Water Regulations.

Use the unvented accessory flow chart to determine which, if any accessories are required. If in doubt a Pressure and Expansion kit should always be installed.

Is there sufficient pipework to accommodate expanded water in order to ensure no hot water affects the supply to a nearby cold draw off?
 Required distances 1.4m - 5L, 2.8m - 10L, 4.2m - 15L
 (see diagram 'No Accessories Required')

No

Yes

Yes

Is a check valve installed to prevent the back flow of water?

No

Is the mains water pressure below 4.2 bar?

Is the mains water pressure below 4.2 bar?

No

Yes

No

Yes

Pressure and expansion kit

SF4 or SF7 kit

Expansion kit

SF3 or SF6 kit

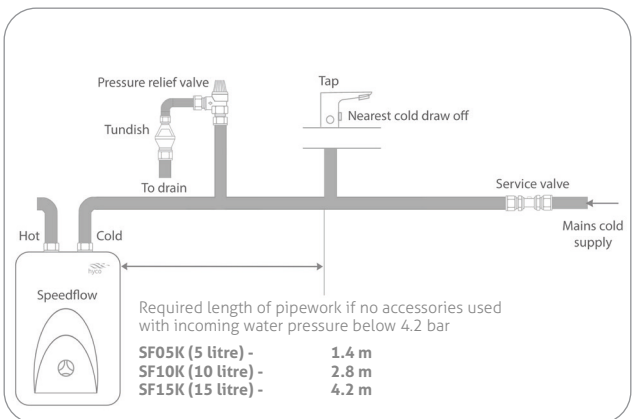
Pressure and expansion kit

SF4 or SF7 kit

No accessories required

p.44

No Accessories Required

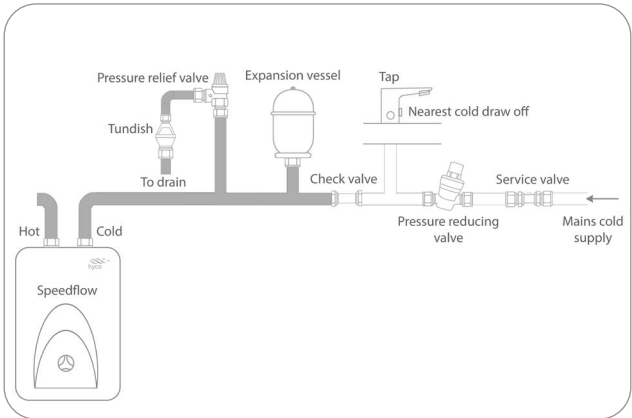


Pressure and Expansion Kit

Pressure is above 4.2 bar and hot water expansion cannot be accommodated in the pipework.

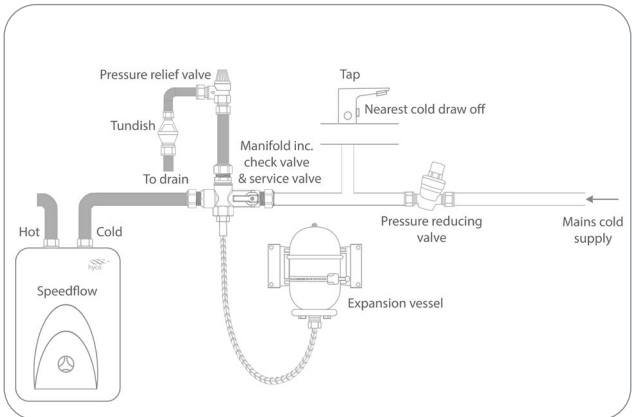
Grey area represents expansion zone. It is imperative that no fittings, other than those specified, are fitted in the 'expansion zone'.

Low cost install - pressure and expansion - SF4 kit



Kit contains - Expansion vessel, check valve (one way), pressure reducing valve.

Fast install - pressure and expansion - SF7 kit



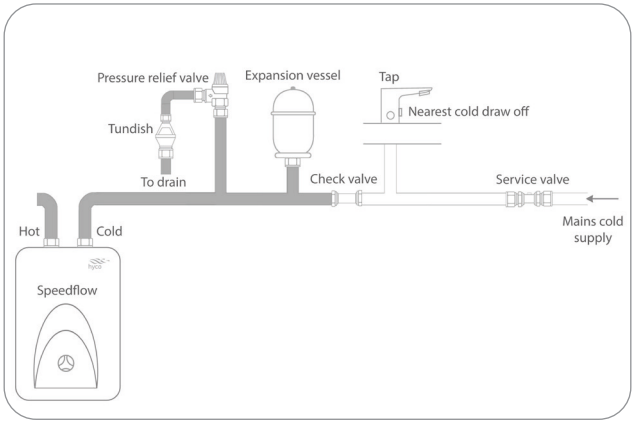
Kit contains - Manifold inc. check and service valve, pressure reducing valve, expansion vessel and bracket, flexible hose, tundish, 1/2" to 15 mm adaptor, 3 x 1/2" black rubber washers.

Expansion Kit

Pressure is below 4.2 bar and hot water expansion cannot be accommodated in the pipework.

Grey area represents expansion zone. It is imperative that no fittings, other than those specified, are fitted in the 'expansion zone'.

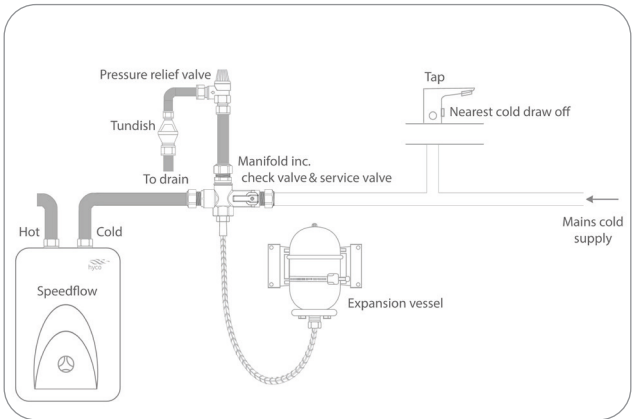
Low cost install - expansion - SF3 kit



p.46

Kit contains - Expansion vessel, check valve (one way).

Fast install - expansion - SF6 kit



Kit contains - Manifold inc. check and service valve, expansion vessel and bracket, flexible hose, tundish, 1/2" to 15 mm adaptor, 3 x 1/2" black rubber washers.

Pressure and Expansion Kit - SF4 or SF7 Kit

SF4 - low cost install

Expansion vessel, check valve and pressure reducing valve.



SF7 - fast install

Expansion vessel, pressure reducing valve and fast install inlet group incorporating check valve and service valve. Tundish and flexible hose.



Expansion Kit - SF3 or SF6 Kit

SF3 - low cost install

Expansion vessel and check valve.



SF6 - fast install

Expansion vessel and fast install inlet group incorporating check valve and service valve. Tundish and flexible hose.




SF5 Kit

Pressure reducing valve set at 3 bar.



SF8 Kit

Fast install inlet group incorporating check valve.



| Accessory | Height (mm) | Width (mm) | Depth (mm) | Weight (kg) |
|-------------------------|-------------|------------|------------|-------------|
| Expansion vessel | 225 | 120 | 120 | 1.0 |
| Check valve | 65 | 25 | 25 | 0.1 |
| Pressure reducing valve | 73 | 64 | 46 | 0.3 |
| Inlet group | 52 | 120 | 44 | 0.3 |